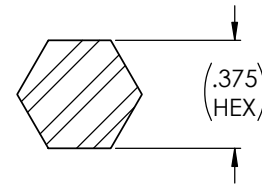
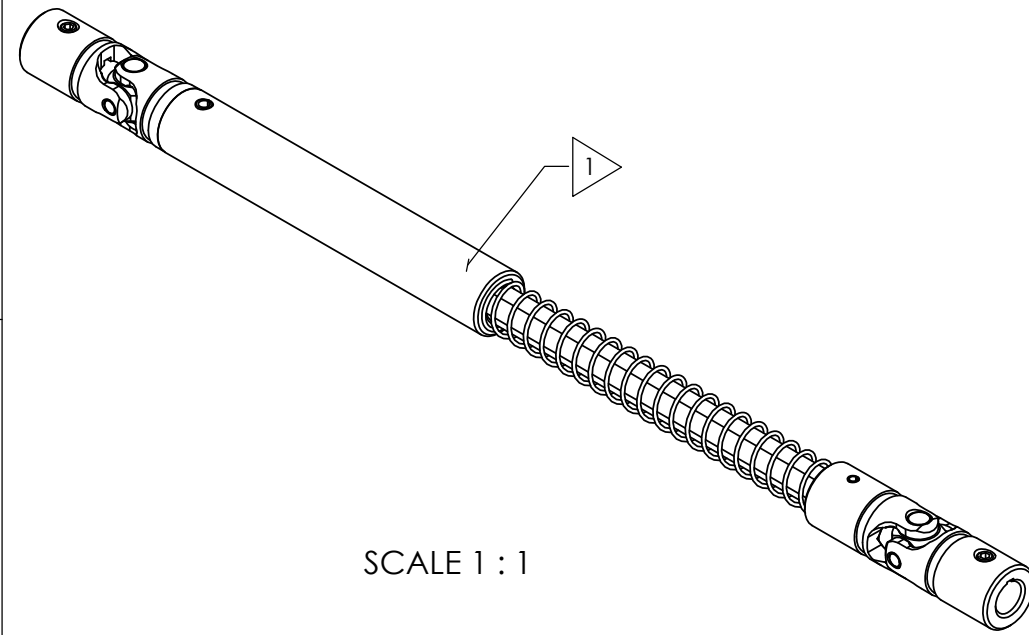


APPROVED

REVISIONS				
ZONE	REV.	DESCRIPTION	DATE	APPROVED

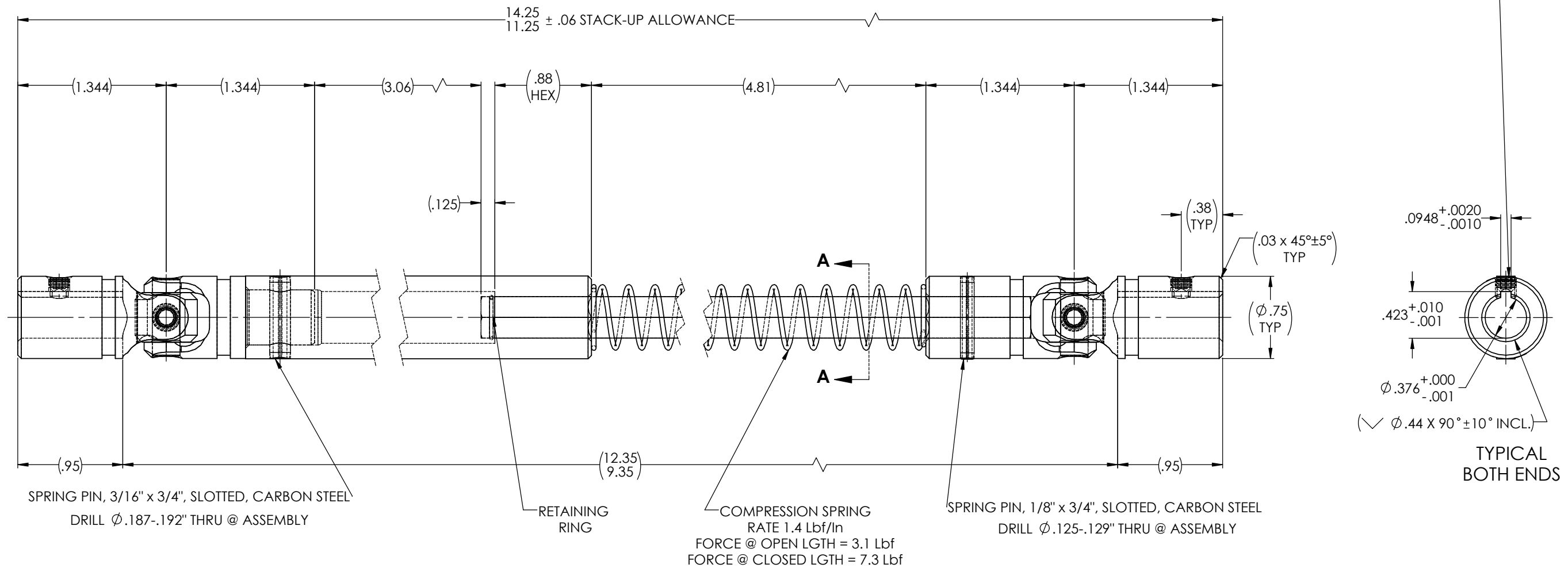
**FOR
REFERENCE
ONLY**

SCALE 1 : 1



SECTION A-A
SCALE 3 : 1

SOCKET SET SCREW, #10-32 x 1/8, CUP POINT, ALLOY STEEL, 2X



NOTE(s), UNLESS OTHERWISE SPECIFIED.

1 MARK ASSEMBLY w/ "BELDEN" LOGO, PART NUMBER, REVISION LEVEL, DATE OF MANUFACTURE (MO/YR) & BELDEN JOB No.

(2) LUBRICATE UNIVERSAL JOINTS & HEX SHAFT w/ LUBRIPLATE # 1200-2, NLGI GRADE 2, AW/EP, LITHIUM GREASE OR EQUIVALENT.

DO NOT SCALE DRAWING

UNLESS OTHERWISE SPECIFIED CHAMFER ALL HOLES BREAK ALL SHARP CORNERS DE-BURR ALL FEATURES	STANDARD TOLERANCES, UNLESS OTHERWISE SPECIFIED DIMENSIONS ARE IN INCHES (mm)	MATERIAL:	INITIALS	DATE	Belden Universal www.beldenuniversal.com
		ALLOY STEEL	JP	17 JAN 23	
TURNED SURFACES: 63	ANGULAR MACHINED: ±1.0°	HEAT TREAT: SEE DETAIL DRAWINGS	CHECKED	02/03/2023	TITLE: ASSEMBLY, DRIVE SHAFT
MILLED SURFACES: 125	FRACTIONAL: ±.015"		ENG APPR.	RNK	
	TWO PLACE DECIMAL: ±.010"	MFG APPR.			
	THREE PLACE DECIMAL: ±.005"	QUALITY			
	FOUR PLACE DECIMAL: ±.0005"	COMMENTS:			
	CONCENTRICITY: .0025" T.I.R.	FINISH/COATING:			
PROPRIETARY AND CONFIDENTIAL THE INFORMATION CONTAINED IN THIS DRAWING IS THE SOLE PROPERTY OF BELDEN UNIVERSAL. ANY REPRODUCTION IN PART OR AS A WHOLE WITHOUT THE WRITTEN PERMISSION OF BELDEN UNIVERSAL IS PROHIBITED.	ALL HOLES TO BE LOCATED ON CENTERLINE (Q) WITHIN .005" T.I.R. INTERPRET GEOMETRIC TOLERANCES I.A.W. ASME Y14.5	NONE			SIZE DWG. NO. B TUJ-HD750x375K
					SCALE: 2:1 WEIGHT (Lbs): 1.03 SHEET 1 OF 2