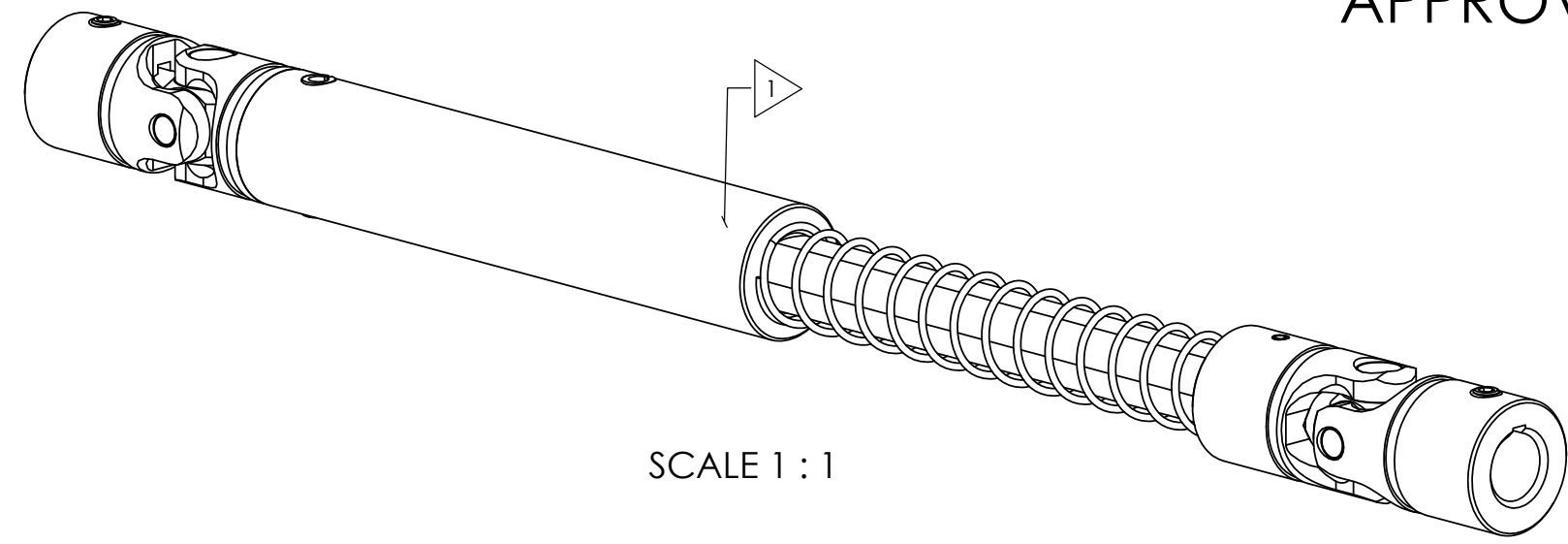


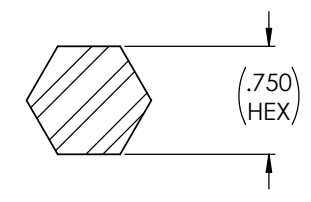
APPROVED

REVISIONS				
ZONE	REV.	DESCRIPTION	DATE	APPROVED

**FOR  
REFERENCE  
ONLY**

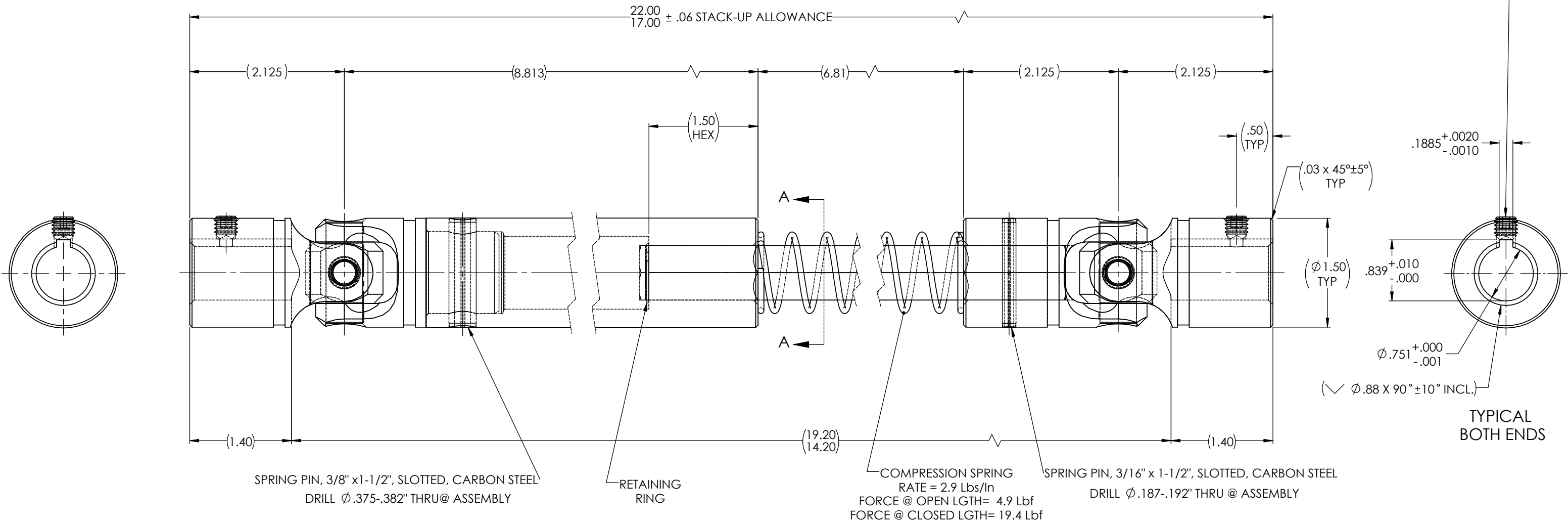


SCALE 1:1



SECTION A-A

SOC. SET SCREW, 5/16-18 x 5/16, CUP POINT, ALLOY STEEL, 2X



NOTE(s), UNLESS OTHERWISE SPECIFIED.

- 1 MARK ASSEMBLY w/"BELDEN" LOGO, PART NUMBER, REVISION LEVEL, DATE OF MANUFACTURE, & BELDEN JOB No.
- (2) LUBRICATE UNIVERSAL JOINTS & HEX SHAFT CONNECTION w/ LUBRIPLATE # 1200-2, NLGI GRADE 2, AW/EP, LITHIUM GREASE.

DO NOT SCALE DRAWING

UNLESS OTHERWISE SPECIFIED CHAMFER ALL HOLES BREAK ALL SHARP CORNERS DE-BURR ALL FEATURES  TURNED SURFACES: 63/125/✓ MILLED SURFACES: ✓  PROPRIETARY AND CONFIDENTIAL THE INFORMATION CONTAINED IN THIS DRAWING IS THE SOLE PROPERTY OF BELDEN UNIVERSAL. ANY REPRODUCTION IN PART OR AS A WHOLE WITHOUT THE WRITTEN PERMISSION OF BELDEN UNIVERSAL IS PROHIBITED.	STANDARD TOLERANCES, UNLESS OTHERWISE SPECIFIED DIMENSIONS ARE IN INCHES (mm)  ANGULAR MACHINED: ±1.0° FRACTIONAL: ±.015" TWO PLACE DECIMAL: ±.010" THREE PLACE DECIMAL: ±.005" FOUR PLACE DECIMAL: ±.0005" CONCENTRICITY: .0025" T.I.R.  ALL HOLES TO BE LOCATED ON CENTERLINE (Q) WITHIN .005" T.I.R. INTERPRET GEOMETRIC TOLERANCES I.A.W. ASME Y14.5	MATERIAL: ALLOY STEEL  HEAT TREAT: SEE DETAIL DRAWING  FINISH/COATING: NONE	INITIALS JP	DATE 03JAN23	Belden Universal www.beldenuniversal.com  TITLE: <b>ASSEMBLY, DRIVE SHAFT</b>		
			DRAWN RNK	ENG APPR. RNK		MFG APPR.	QUALITY
			COMMENTS:			SIZE DWG. NO. <b>B</b> TUJ-HD1500x750K-L	
			SCALE: 1.5:1			WEIGHT (Lbs): 6.400 SHEET 1 OF 2	