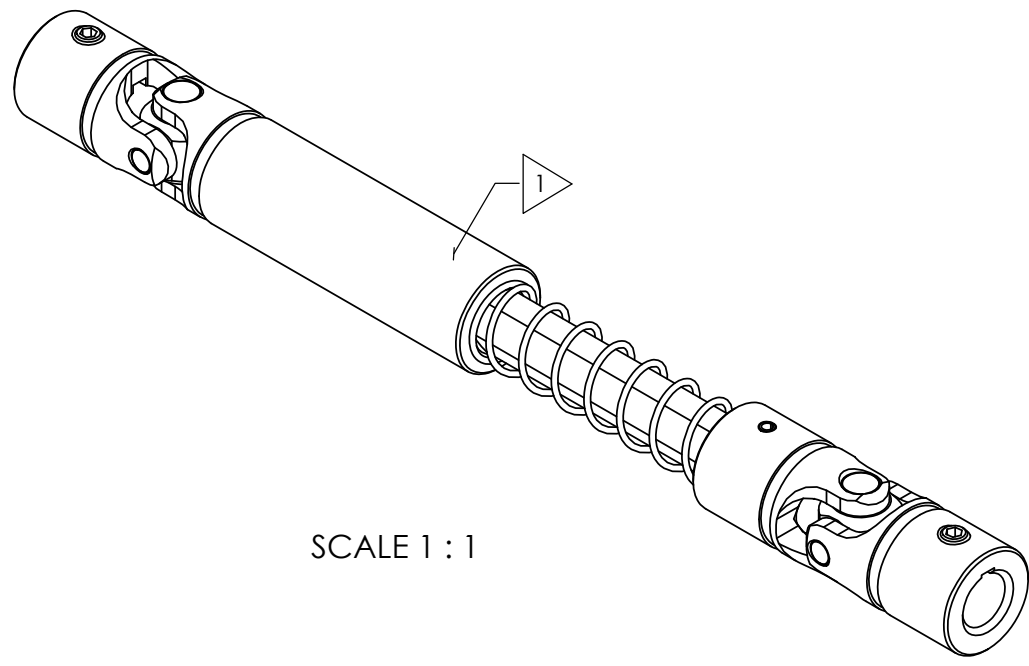


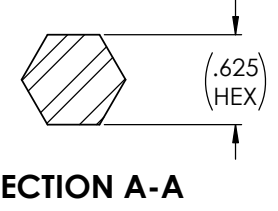
APPROVED

REVISIONS				
ZONE	REV.	DESCRIPTION	DATE	APPROVED

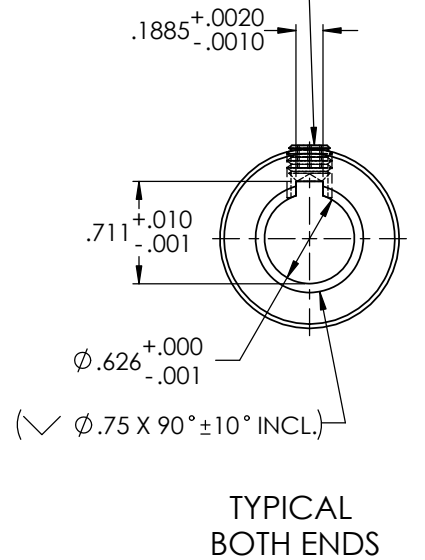
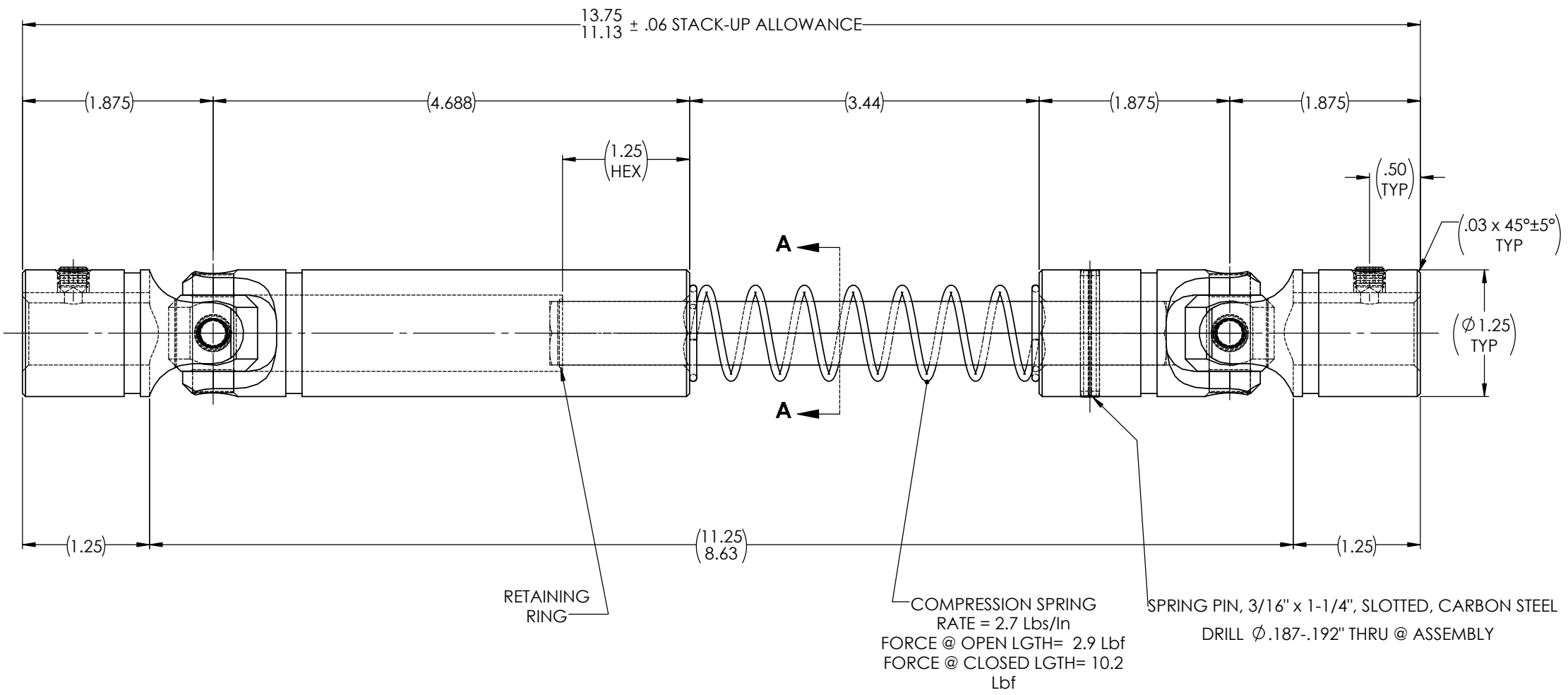
**FOR
REFERENCE
ONLY**



SCALE 1 : 1



SOC. SET SCREW, 5/16-18 x 1/4, CUP POINT, ALLOY STEEL, 2X



NOTE(s), UNLESS OTHERWISE SPECIFIED.

1 MARK ASSEMBLY w/ "BELDEN" LOGO, PART NUMBER, REVISION LEVEL, DATE OF MANUFACTURE (MO/YR) & BELDEN JOB No.

(2) LUBRICATE UNIVERSAL JOINTS & HEX SHAFT CONNECTION w/ LUBRIPLATE # 1200-2, NLGI GRADE 2, AW/EP, LITHIUM GREASE.

DO NOT SCALE DRAWING

UNLESS OTHERWISE SPECIFIED CHAMFER ALL HOLES BREAK ALL SHARP CORNERS DE-BURR ALL FEATURES TURNED SURFACES: \checkmark 63/ MILLED SURFACES: \checkmark 125/	STANDARD TOLERANCES, UNLESS OTHERWISE SPECIFIED DIMENSIONS ARE IN INCHES (mm) ANGULAR MACHINED: ±1.0° FRACTIONAL: ±.015" TWO PLACE DECIMAL: ±.010" THREE PLACE DECIMAL: ±.005" FOUR PLACE DECIMAL: ±.0005" CONCENTRICITY: .0025" T.I.R.	MATERIAL:	INITIALS	DATE	Belden Universal www.beldenuniversal.com TITLE: ASSEMBLY, DRIVE SHAFT	
		ALLOY STEEL	JP	09DEC22		
		HEAT TREAT:	RNK	02/03/2023		
		N/A	RNK	09/05/2023		
PROPRIETARY AND CONFIDENTIAL THE INFORMATION CONTAINED IN THIS DRAWING IS THE SOLE PROPERTY OF BELDEN UNIVERSAL. ANY REPRODUCTION IN PART OR AS A WHOLE WITHOUT THE WRITTEN PERMISSION OF BELDEN UNIVERSAL IS PROHIBITED.	ALL HOLES TO BE LOCATED ON CENTERLINE (Q) WITHIN .005" T.I.R. INTERPRET GEOMETRIC TOLERANCES I.A.W. ASME Y14.5	FINISH/COATING:	COMMENTS:	SIZE DWG. NO.	REV	
NONE				B TUJ-HD1250x625K-S		
				SCALE: 1.5:1	WEIGHT (Lbs): 2.908	SHEET 1 OF 2