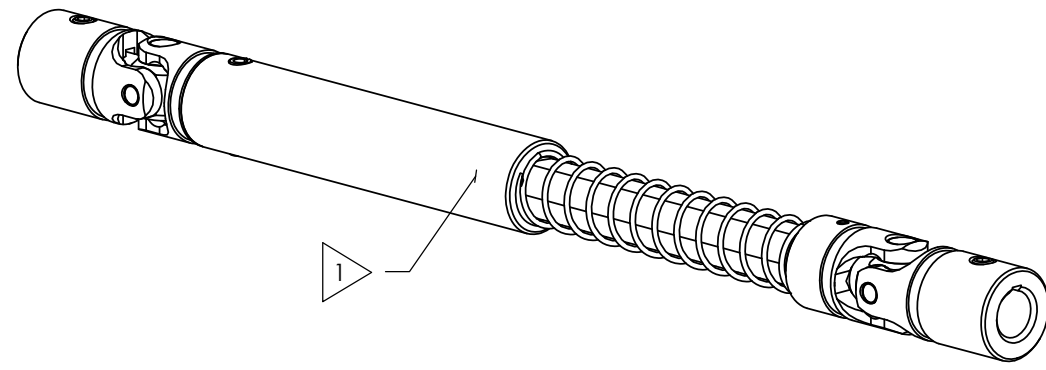


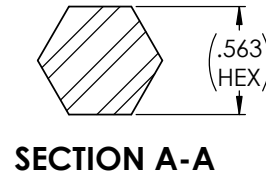
APPROVED

REVISIONS				
ZONE	REV.	DESCRIPTION	DATE	APPROVED

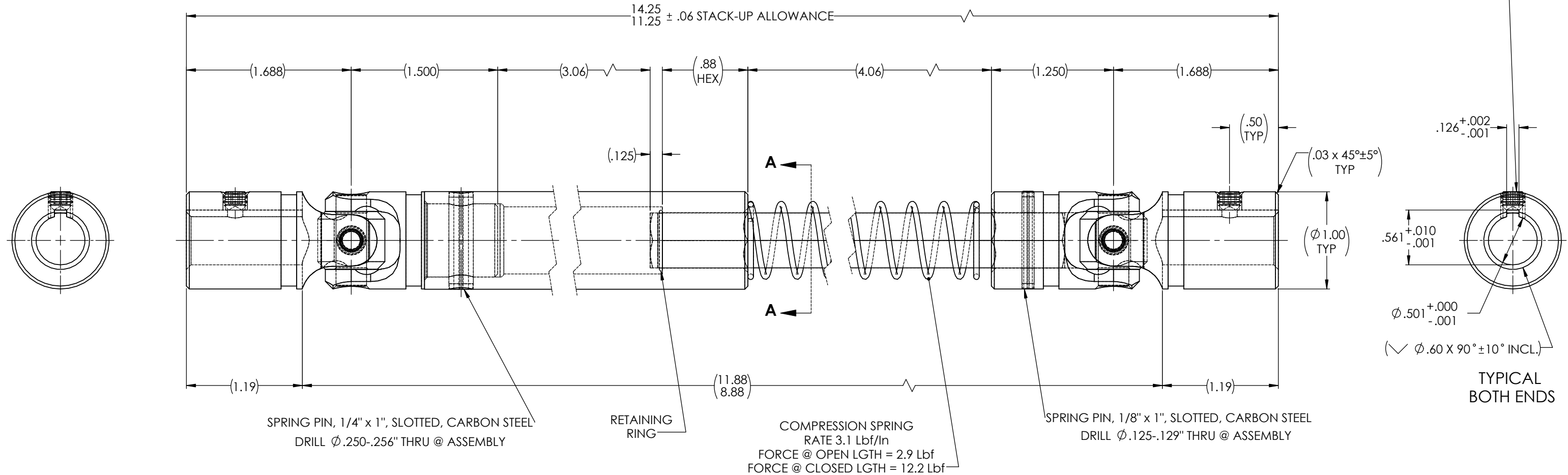
**FOR
REFERENCE
ONLY**



SCALE 1 : 1



SOCKET SET SCREW, 1/4-20 x 3/16", CUP POINT, ALLOY STEEL 2X



NOTE(s), UNLESS OTHERWISE SPECIFIED.

1 MARK ASSEMBLY w/ "BELDEN" LOGO, PART NUMBER, REVISION LEVEL, DATE OF MANUFACTURE (MO/YR) & BELDEN JOB No.

(2) LUBRICATE UNIVERSAL JOINTS & HEX SHAFT w/ LUBRIPLATE # 1200-2, NLGI GRADE 2, AW/EP, LITHIUM GREASE.

DO NOT SCALE DRAWING

UNLESS OTHERWISE SPECIFIED CHAMFER ALL HOLES BREAK ALL SHARP CORNERS DE-BURR ALL FEATURES	STANDARD TOLERANCES, UNLESS OTHERWISE SPECIFIED DIMENSIONS ARE IN INCHES (mm)	MATERIAL:	ALLOY STEEL	INITIALS	DATE	Belden Universal www.beldenuniversal.com
		HEAT TREAT:	SEE DETAIL DRAWINGS	JP	17 JAN 23	
TURNED SURFACES: 63/	ANGULAR MACHINED: ±1.0°	FINISH/COATING:	NONE	CHECKED	RNK	TITLE: ASSEMBLY, DRIVE SHAFT
MILLED SURFACES: 125/	FRACTIONAL: ±.015"			ENG APPR	RNK	
	TWO PLACE DECIMAL: ±.010"			MFG APPR		
	THREE PLACE DECIMAL: ±.005"			QUALITY		
	FOUR PLACE DECIMAL: ±.0005"			COMMENTS:		
	CONCENTRICITY: .0025" T.I.R.					
PROPRIETARY AND CONFIDENTIAL THE INFORMATION CONTAINED IN THIS DRAWING IS THE SOLE PROPERTY OF BELDEN UNIVERSAL. ANY REPRODUCTION IN PART OR AS A WHOLE WITHOUT THE WRITTEN PERMISSION OF BELDEN UNIVERSAL IS PROHIBITED.	ALL HOLES TO BE LOCATED ON CENTERLINE (Q) WITHIN .005" T.I.R. INTERPRET GEOMETRIC TOLERANCES I.A.W. ASME Y14.5					SIZE DWG. NO. B TUJ-HD1000x500K
				SCALE: 2:1	WEIGHT (Lbs): 1.900	REV SHEET 1 OF 2