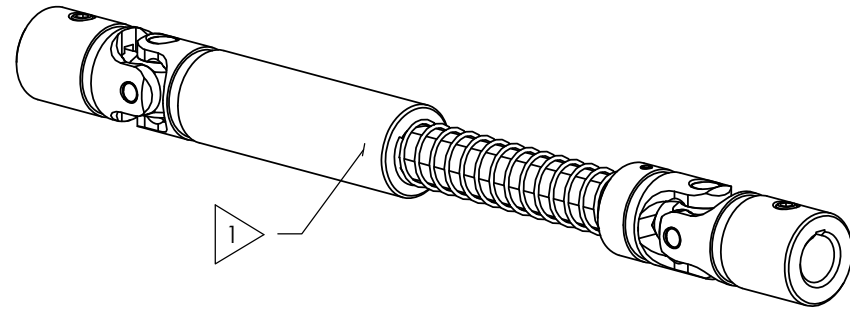
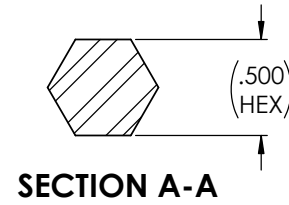


APPROVED

REVISIONS				
ZONE	REV.	DESCRIPTION	DATE	APPROVED

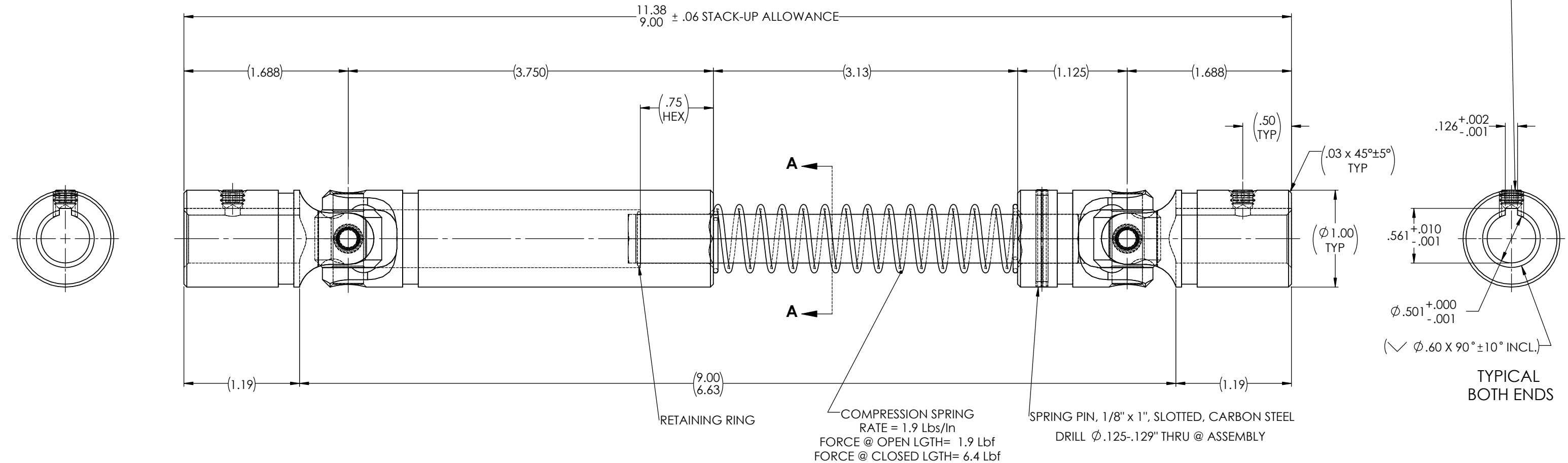


SCALE 1 : 1



**FOR
REFERENCE
ONLY**

SOCKET SET SCREW, 1/4-20 x 3/16", CUP POINT, ALLOY STEEL 2X



NOTE(s), UNLESS OTHERWISE SPECIFIED.

1 MARK ASSEMBLY w/ "BELDEN" LOGO, PART NUMBER, REVISION LEVEL, DATE OF MANUFACTURE (MO/YR) & BELDEN JOB No.

(2) LUBRICATE UNIVERSAL JOINTS & HEX SHAFT w/ LUBRIPLATE # 1200-2, NLGI GRADE 2, AW/EP, LITHIUM GREASE.

DO NOT SCALE DRAWING

UNLESS OTHERWISE SPECIFIED CHAMFER ALL HOLES BREAK ALL SHARP CORNERS DE-BURR ALL FEATURES	STANDARD TOLERANCES, UNLESS OTHERWISE SPECIFIED DIMENSIONS ARE IN INCHES (mm)	MATERIAL:	ALLOY STEEL	INITIALS	DATE	Belden Universal www.beldenuniversal.com
		HEAT TREAT:	SEE DETAIL DRAWINGS	JP	10JAN23	
TURNED SURFACES: \checkmark 63	ANGULAR MACHINED: ±1.0° FRACTIONAL: ±.015" TWO PLACE DECIMAL: ±.010" THREE PLACE DECIMAL: ±.005" FOUR PLACE DECIMAL: ±.0005" CONCENTRICITY: .0025" T.I.R.	FINISH/COATING:	NONE	ENG APPR.	RNK	05/25/2023
MILLED SURFACES: \checkmark 125	ALL HOLES TO BE LOCATED ON CENTERLINE (Q) WITHIN .005" T.I.R. INTERPRET GEOMETRIC TOLERANCES I.A.W. ASME Y14.5	QUALITY		MFG APPR.	RNK	08/14/2023
PROPRIETARY AND CONFIDENTIAL THE INFORMATION CONTAINED IN THIS DRAWING IS THE SOLE PROPERTY OF BELDEN UNIVERSAL. ANY REPRODUCTION IN PART OR AS A WHOLE WITHOUT THE WRITTEN PERMISSION OF BELDEN UNIVERSAL IS PROHIBITED.		COMMENTS:				
						SIZE DWG. NO. B TUJ-HD1000x500K-S
						SCALE: 2:1 WEIGHT (Lbs): 1.493 SHEET 1 OF 2